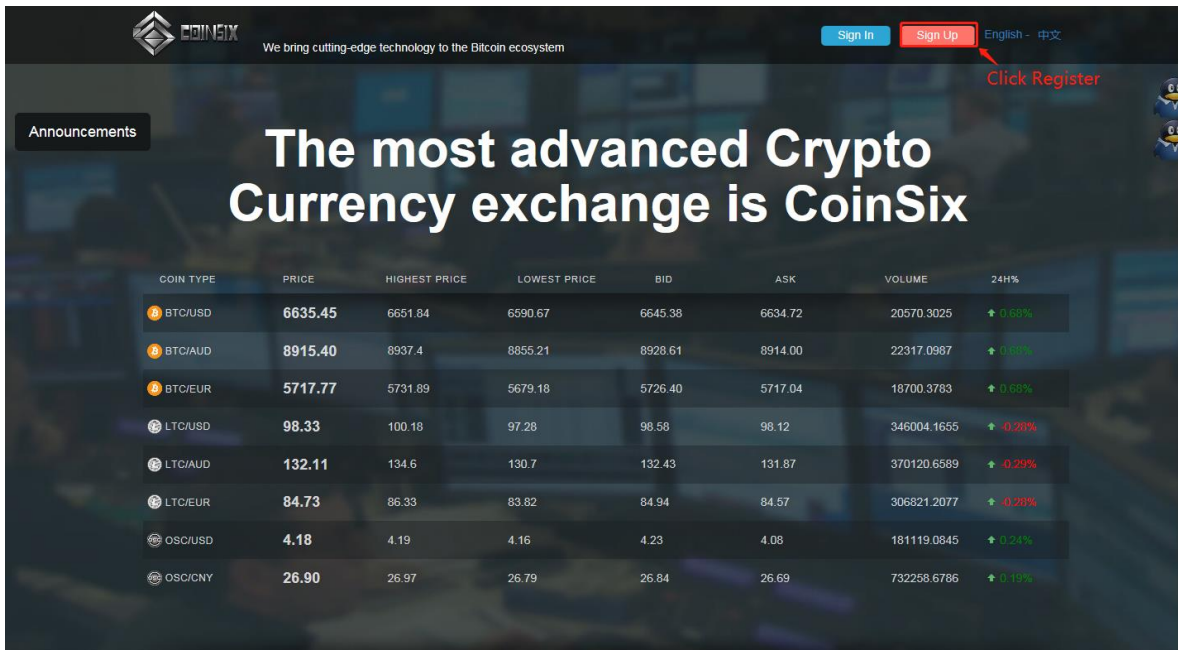
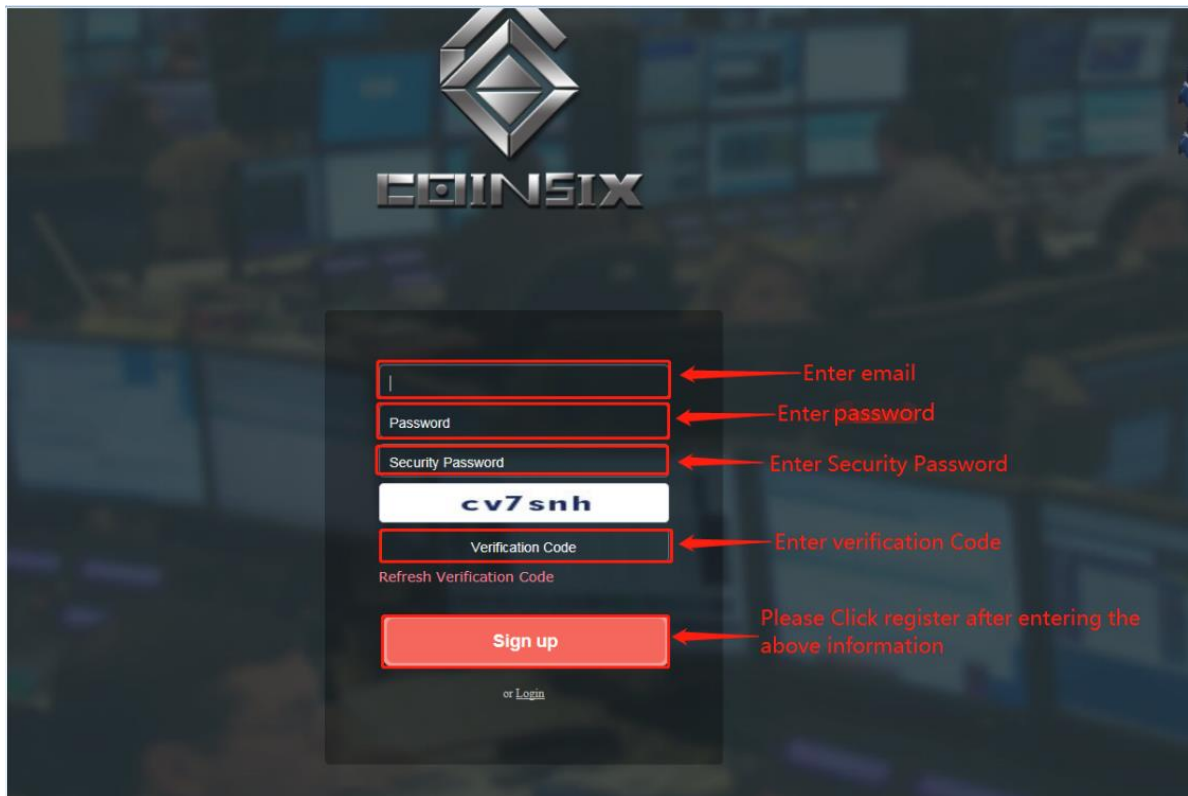


# Register Process

1) Click on the upper right corner to register



2) Input Detail



### 3) Log in your email click activate

Dear [redacted]@hotmail.com

#### Welcome to join Coin Six Trading Platform.

If you have signed up for Coin Six, please click the link below to activate your account. Otherwise, please disregard this Email.

[https://coinsix.com/login.php?at=vactivate&email=\[redacted\]@hotmail.com](https://coinsix.com/login.php?at=vactivate&email=[redacted]@hotmail.com)

← Click Activate

Thanks.

Due to the rapid increase in identity theft and growing concerns for terrorism, Section 326 of the USA Patriot Act was signed into law on October 28, 2003.

This law requires all financial institutions to employ procedures regarding the collection and verification of certain identifying information to assist in forming a reasonable belief we know the true identity of persons establishing a new account.

In addition, we will require the presentation of one or more documents to verify the identifying information collected.

If a discrepancy is noted between the information collected and the documents presented, it may be necessary to require the presentation of additional documents to complete the verification process.

If this occurs, you will be notified in a timely manner. Coin Six will retain the identifying information collected, including copies of any documents presented, for a period of time as prescribed by law. However, we are continually committed to the protection and confidentiality of each customer's personal information.

Please complete the form below as accurately as possible to prevent delays in processing.

What we need ? (Both)

1: Government Issued Photo ID

Examples Include: Driving License , Passport , Government Issued ID

2: Upload Government Issued ID + Face


Note: In an effort to ascertain the validity of our customers, we are asking that, in addition to submitting a government issued ID, you submit an image of yourself holding the ID.

Please send the top following requirement photo (1 and 2) with email to mail@coinsix.com, thank you. (2 photo in a email)

Please ensure your physical face is visible.

\*\*\*This is a computer generated email, please do not reply, thanks.\*\*\*

### 4) Read and agree to the terms conditions



#### The new legal treaties of the United States ruling

With the advancement of technology developed on today's society there are more and more people use the Internet to crimes such as: Identity thieves, online terrorists, hackers and so on ... According to the new law treaty 28 October 2003 ruling of the United States, Article 326 of the USA Patriot chapter contents, for open an account all online financial institution must collect customers identification documents in order to confirm the role of the true identity of account holders. In addition, we will need to file one or more files, to collect information in order to carry out identity verification. If we find that Identity has been verified that the Company will retain the right to refuse to open an account access. According to the law, Coin Six must be rigorous secrecy to all the collected data. Anyway, Coin Six purpose is to protect the privacy of each client and ensure the security of customer account. Please fill in the following information to ensure accurate and avoid processing delays occur. What do we need?

- 1) Coinsix platform account.
- 2) Certificates issued by the national government (with photo) example: ID card, passport, driving license.
- 3) Upload these documents and document holders face NOTE: You submit the above documents they hold the upper body photos you put the above two photos (1 and 2).

Click and Read Press submit  
I have read and agree to the Terms & Conditions

Submit

5) Fill in personal information press submit

The screenshot shows a web interface with three tabs: "Account Settings", "Login Password", and "Security Password". The "Account Settings" tab is active, displaying a "Profile" form. The form includes fields for "Email", "Name \*", "IC \*", "Document Type \*", "Country \*", and "Security Password \*". Below these fields is a checkbox for "I have read and agree to the Terms & Conditions" and a blue "Submit" button. Red annotations include a box around the form, an arrow pointing to the "Submit" button with the text "Press submit", and another arrow pointing to the form with the text "Press enter your personal information and press submit".

6) Please Click on then marked place

The screenshot shows a web page with a red-bordered box containing the text "Please fill up Coinsix account and upload your Identity Card to here [Please click here](#)". To the right of this box is a green hand icon pointing to the text "Please click here". Below the text are two images: on the left, a man holding a blue "UK STATE" ID card; on the right, a pink "National Identity Card" from the United Kingdom with various fields and a signature.

## 7) Identity card verification

### Identity Card Verification

[Back to Coinsix : https://coinsix.com](https://coinsix.com) 中文 English

Coinsix Account :	<input type="text"/>	Confirm your Account
Coinsix Name :	<input type="text"/>	Enter your Name
Coinsix IC :	<input type="text"/>	Enter your IC
Image 1 :	<input type="text"/> 浏览...	Photo 1 uplord a photo of your holding a indentity card
Image 2 :	<input type="text"/> 浏览...	Photo 2 uplord a photo on the front of your indentity card
Verify Code :	<input type="text"/> dc776e <input type="button" value="Refresh Code"/>	Enter verify code
<input type="button" value="Submit"/>		Click submit and after verification ,you can do further operations

\* We only Support PNG, JPEG and JPG file type only. The file size limit is 2MB.